




**PALLADIUM SCHOOL, HISAR**  
**SESSION 2026-27**  
**HOLIDAYS HOMEWORK**  
**GRADE 4**

<b>SUBJECT</b>	<b>HOMEWORK</b>
<b>ENGLISH</b>	<ol style="list-style-type: none"><li>1. Do the given worksheet.<ul style="list-style-type: none"><li>● Check on the worksheet link given below. <a href="https://drive.google.com/file/d/12QASbJGCHuCMNrmwCmcNjLj_cuuq9h_5/view?usp=drivesdk">https://drive.google.com/file/d/12QASbJGCHuCMNrmwCmcNjLj_cuuq9h_5/view?usp=drivesdk</a></li></ul></li><li>2. Revise UT-1 syllabus.</li><li>3. Make a scrapbook on an activist who is 'kind' to the environment and working to save earth, write about them, collect pictures or make pictures related to them. You can name them "The Earth Heros".</li></ol>
<b>HINDI</b>	<ul style="list-style-type: none"><li>● दी गई दोहराई कार्यपत्रिका करें।</li><li>● इकाई परीक्षा पाठ्यक्रम दोहराएँ।</li><li>● गतिविधि - घर पर रखी व्यर्थ वस्तुओं से एक फोटो फ्रेम बनाएँ और उस पर अपने पसंदीदा खिलाड़ी या अभिनेता की फोटो लगाएँ। उनके व्यक्तित्व का परिचय देते हुए कोई पांच वाक्य लिखें।</li><li>● कार्यपत्रिका-1 <a href="https://drive.google.com/file/d/1pKupR3uw2_Kx2K4CdkvBuo8w7EXiu9Q8/view?usp=sharing">https://drive.google.com/file/d/1pKupR3uw2_Kx2K4CdkvBuo8w7EXiu9Q8/view?usp=sharing</a></li><li>● कार्यपत्रिका-2 <a href="https://drive.google.com/file/d/1Oz7tOXNf_XogGJH0CvUO_NEW5a7q4E4g/view?usp=sharing">https://drive.google.com/file/d/1Oz7tOXNf_XogGJH0CvUO_NEW5a7q4E4g/view?usp=sharing</a></li></ul>
<b>MATHS</b>	<ol style="list-style-type: none"><li>1. Do the given worksheets.</li><li>2. Revise UT-1 Syllabus.</li><li>3. Do Question Bag 2 of chapter- 2,3,4</li><li>4. Learn &amp; Write Tables 2 to 25</li><li>5. Project Work: My Math Newspaper</li><li>6. Topic: Mixed Topics</li><li>7. Idea: Make a mini newspaper including:<ul style="list-style-type: none"><li><input type="checkbox"/> Roman numeral puzzles</li><li><input type="checkbox"/> Addition riddles</li><li><input type="checkbox"/> Number facts</li><li><input type="checkbox"/> "Question of the Day"</li></ul></li></ol> <p><a href="https://drive.google.com/file/d/1pTnJ9ni2Wppu4ODz8SLXo-NYLLDoMa0t/view?usp=drive_link">https://drive.google.com/file/d/1pTnJ9ni2Wppu4ODz8SLXo-NYLLDoMa0t/view?usp=drive_link</a></p> <p><a href="https://drive.google.com/file/d/19iKW0MDthRS3apxquEQtlhRR1HJOhb-C/view?usp=drive_link">https://drive.google.com/file/d/19iKW0MDthRS3apxquEQtlhRR1HJOhb-C/view?usp=drive_link</a></p>

<p><b>SCIENCE</b></p>	<ul style="list-style-type: none"> <li>● Do the given worksheets</li> <li>● <a href="#">WORKSHEET LINK</a></li> <li>● Revise UT-1 Syllabus</li> <li>● Click the worksheet link below</li> <li>●  Sci G-4 UT -1Sample worksheet.pdf</li> <li>● You are required to prepare a 3D Clay Model on “Types of Teeth.”</li> </ul> <ul style="list-style-type: none"> <li>✓ Use clay/play-dough to make the teeth</li> <li>✓ Show the mouth, gums, and tongue neatly</li> <li>✓ Clearly label the four types of teeth: Incisors, Canines, Premolars, Molars</li> <li>✓ Use a cardboard/thermocool base for support</li> <li>✓ Keep the model clean, colorful, and attractive</li> </ul>
<p><b>SOCIAL SCIENCE</b></p>	<ul style="list-style-type: none"> <li>● Do the given practice worksheet.</li> <li>● Click on the worksheet link given below-</li> </ul> <p><a href="https://drive.google.com/file/d/1Fhw30Br152bLm0f8ltydZ0gO-awcgB6V/view?usp=sharing">https://drive.google.com/file/d/1Fhw30Br152bLm0f8ltydZ0gO-awcgB6V/view?usp=sharing</a></p> <ul style="list-style-type: none"> <li>● Revise UT 1 syllabus</li> <li>● Project- “Explore the Incredible States of India”</li> </ul> <p>Dear Students, Get ready to become a young explorer of India! This summer, you will create a colourful and creative project on any one Indian State of your choice.</p> <p> Your project should highlight the following:</p> <ul style="list-style-type: none"> <li>✦ Famous Food</li> <li>✦ Traditional Dance</li> <li>✦ Traditional Clothing</li> <li>✦ Festivals &amp; Culture</li> <li>✦ Famous Places/Monuments</li> <li>✦ Language Spoken</li> <li>✦ Art &amp; Craft</li> <li>✦ Special Facts about the State</li> </ul> <p> You may decorate your project using:</p> <ul style="list-style-type: none"> <li>✓ Pictures</li> <li>✓ Drawings</li> <li>✓ Cut-outs</li> <li>✓ Maps</li> <li>✓ 3D Models</li> <li>✓ Foldables or Creative Borders</li> </ul>

<p><b>IT</b></p>	<p><b>Explain any FOUR cyber frauds with pictures or drawings.</b></p> <p><b>Example topics:</b></p> <ol style="list-style-type: none"> <li>1. Fake Messages</li> <li>2. Online Game Scams</li> <li>3. Password Theft</li> <li>4. Fake Prize Calls</li> <li>5. Unknown Links</li> <li>6. Identity Theft</li> </ol> <p><b>Students can write 2–3 simple lines about each.</b></p> <p><b>Make a colorful poster on:</b></p> <p><b>“Stay Safe Online”</b></p> <p><b>Students may include:</b></p> <ul style="list-style-type: none"> <li>● Safety slogans</li> <li>● Drawings</li> <li>● Warning signs</li> <li>● Computer icons</li> </ul> <p><b>Example slogans:</b></p> <ul style="list-style-type: none"> <li>● “Think Before You Click!”</li> <li>● “Be Smart, Stay Safe Online!”</li> <li>● “Keep Your Password Secret!”</li> </ul> <p><b>Link:</b>  <a href="https://drive.google.com/file/d/1gMXAyk-qmmLZOrqTZpxXQ2cmJBVIS0tP/view?usp=drivesdk">https://drive.google.com/file/d/1gMXAyk-qmmLZOrqTZpxXQ2cmJBVIS0tP/view?usp=drivesdk</a></p>
<p><b>ART &amp; CRAFT</b></p>	<p><b>Topic:</b>  <b>Wall Hanging with Waste Material</b></p> <p><b>Required Material:</b></p> <ul style="list-style-type: none"> <li>● Old CDs / cardboard / ice cream sticks</li> <li>● Waste newspaper or magazine pages</li> <li>● Wool/thread/ribbon</li> <li>● Fevicol or glue gun (if available)</li> <li>● Scissors</li> <li>● Decorative items (buttons, beads, sequins, mirrors etc.)</li> <li>● String for hanging</li> </ul>

G.K.	<p>Do the given worksheet based on chapters 1 to 15.</p> <p><a href="https://acrobat.adobe.com/id/urn:aaid:sc:AP:70990330-37bf-41e9-b27f-6f2a4c37f85c">https://acrobat.adobe.com/id/urn:aaid:sc:AP:70990330-37bf-41e9-b27f-6f2a4c37f85c</a></p>
SANSKRIT	<ul style="list-style-type: none"> <li>● इकाई परीक्षा-1 का पाठ्यक्रम दोहराएं।</li> <li>● दी गई कार्य पत्रिका को हल करें।</li> <li>● 5 फलों के नाम A3 शीट पर बनाकर रंग भरे और संस्कृत में नाम लिखें।</li> <li>● <a href="https://acrobat.adobe.com/id/urn:aaid:sc:AP:e21152c5-70dc-4491-b912-f7034dd85b3e">https://acrobat.adobe.com/id/urn:aaid:sc:AP:e21152c5-70dc-4491-b912-f7034dd85b3e</a></li> </ul>
PUNJABI	<p>Make a chart of varnmala ਓ-ਲ.on A3 sheet</p> <p>1. Do the given worksheet</p> <p>2. Revise UT Syllabus</p> <p><a href="https://1drv.ms/w/c/2ea14a228aef31e6/IQDnAERf6_zmRbGQdQm0q_qC5AQV0z8L2fPMN8X3qyprPDgo?e=o7AbI8">https://1drv.ms/w/c/2ea14a228aef31e6/IQDnAERf6_zmRbGQdQm0q_qC5AQV0z8L2fPMN8X3qyprPDgo?e=o7AbI8</a></p>

## NOTE

### "Behtar Kal Ke Liye Hamara Yogdaan"

**Mandatory Activity – Plant a Tree** This summer, take a step towards a better tomorrow by planting a tree in your neighborhood.

#### Instructions:

- Record a short video while planting the tree at the beginning of your vacation.
- Record a second video after 15 days to show the growth and care of the plant.
- This activity is **mandatory** and carries **5 marks** in the **Social Studies** subject.
- Let's contribute to a greener future together!