





PALLADIUM SCHOOL, HISAR
SESSION 2025-26
HOLIDAYS HOMEWORK
GRADE 4

SUBJECT	HOMEWORK
ENGLISH	<p>Do the given worksheet. My Winter Vacation memory book —</p> <p>Cover page - my Winter Memories</p> <p>1) My Favourite Winter Morning Activity 2) Clothes I wore in My Winter Vacation 3) Winter Food I enjoyed with My Family 4) One Good Habit I followed in Winter Vacation 5) Games I played In My Winter Vacation(You may paste your pictures with your family)</p> <p>2) https://drive.google.com/file/d/1mJxMcCEXEum1DKD8A3o01MKrKYMuOBN9/view?usp=drivesdk</p>
HINDI	<p>कक्षा मे करवाए गए कार्य की दोहराई करें । दी गई कार्यपत्रिका करें ।</p> <p>https://acrobat.adobe.com/id/urn:aaid:sc:AP:3aaf52ad-9c41-47e1-b49b-6b3a28467126</p> <p> शीतकालीन अवकाश प्रोजेक्ट</p> <p>c</p> <p> पर्यावरण सुरक्षित रखने के लिए रंगीन इस्टबिन तैयार करना</p> <p> प्रोजेक्ट विवरण: बच्चों को तीन रंगों के इस्टबिन बनाकर यह दिखाना है कि कौन-सा कचरा किस इस्टबिन में डाला जाता है। इससे साफ-सफाई बनी रहती है और पर्यावरण सुरक्षित रहता है।</p> <p> निर्देश:</p> <p>1. तीन इस्टबिन बनाएँ: हरा – जैविक कचरा (छिलके, पत्तियाँ, फल-फूल) नीला – पुनः उपयोग योग्य कचरा (कागज़, प्लास्टिक बोतलें) लाल/पीला – अन्य कचरा (टिन, इलेक्ट्रॉनिक, टूटे खिलौने)</p> <p>2. हर इस्टबिन पर स्पष्ट लेबल लगाएँ। 3. प्रोजेक्ट को चित्रों व रंगों से सुंदर और रचनात्मक बनाओ।</p>
ART & CRAFT	<p>Project for Roll No. 1 to 15 KEY HOLDER, Design Ideas</p> <ul style="list-style-type: none"> * Recycled Toy key holder * Paper quilling key holder * Mosaic key holder * Clay / dir Dry clay <hr/> <p>Project for Roll No. 16 Onwards HAND PAINTED TOTE BAG Design Ideas</p> <ul style="list-style-type: none"> * Geometric Patterns * Abstract Doodles * Cartoon characters * Flowers & Leaves

<p>MATHS</p>	<p>👉 Do the given practice worksheet. https://docs.google.com/document/d/1xTgDL1cj0Z6-t60p35T_TZjjVvwNfsCB/e/dit?usp=drive_link&oid=114394778302011887387&rtpof=true&sd=true</p> <p>👉 Make houses, roads, and parks using waste boxes, bottle caps, and cartons.</p> <p>Label shapes</p> <p>Count number of sides</p> <p>Write area/perimeter for selected buildings</p>
<p>SCIENCE</p>	<p>Do the given worksheet Project work: Make a 3-D model of different States of Matter OR Make a 3-D model of Simple Machines Revise all the work done in the classroom. WORK SHEET LINK: https://drive.google.com/file/d/1Lp2VgSSKXa8UU7UDYL_zSCD1EGKPMdD1/view?usp=drive_link</p>
<p>SOCIAL SCIENCE</p>	<p>Do the given worksheet. Revise done syllabus of term-2 for the upcoming Social Science quiz competition. Project work : Make a 3-D model of a windmill. You may use your choice materials. https://drive.google.com/file/d/1XSJvGC5pRjC8SMBNjPvIAQDP7GSbR0j6/view?usp=drivesdk</p>
<p>IT</p>	<ul style="list-style-type: none"> ● Do the given worksheet ● Revise Chapter-5 to Chapter-8 <p>Worksheetlink: https://drive.google.com/file/d/1e3GgOePE4_LWVHDnGSYRgocJ73rmvO-n/view?usp=sharing</p>
<p>SANSKRIT</p>	<p>कक्षा में करवाए गए कार्य की दोहराई करें । दी गई कार्यपत्रिका करें । Worksheet link: https://drive.google.com/file/d/15S12VTgq4YX4e7lkt_qmyRCCYk980OD6/view?usp=sharing</p>
<p>PUNJABI</p>	<p>ਦਿੱਤਾ ਗਿਆ ਅਭਿਆਸ ਪੱਤਰ ਕਰੋ। ਕਿਤਾਬ ਪੜ੍ਹੋ । WORKSHEET LINK: https://drive.google.com/file/d/11wMoVslAk7KKGxX2sYD85wqUj0V--I7G/view?usp=sharing</p>

NOTE:

- KINDLY PREPARE YOUR PROJECT AS PER YOUR ROLL NUMBER.
- The worksheets for all subjects have been provided subject-wise as part of the Holiday Homework.
- The PDF files of these worksheets will be shared in the respective class groups for easy access.

Students are advised to go through all the worksheets carefully .

SUBJECT	ROLL NO.
ENGLISH	1 to 6
HINDI	7 to 12
MATHS	13 to 18
SOCIAL SCIENCE	19 to 24
SCIENCE	25 Onward